

Uniclass		EPIC
L325:P4142		F631:X442
Cl/Sfb	(31.9)	Hh2
January 2017		

Lintels

Trade price list

Effective 1st January 2017

CATNIC LINTELS TRADE PRICE LIST

All prices shown in GBP.

For advice on the most appropriate lintel for wall constructions, loadings, products not listed in this price list or for further technical details, please contact the Catnic Technical Services department.

To order or enquire about any Catnic product, please call Customer Services on **029 2033 7900** or fax **029 2086 7796**.

Lintel availability (all lintels):

Standard stocked products 3-5 working days. Non-stocked products 6 working days unless stated otherwise.

A small surcharge will be levied on all orders less than £1000 net value.

All dimensions are in millimetres (mm).

www.catnic.com



**Contact Catnic
Technical Services on**

029 2033 7900

**NEXT DAY
DELIVERY
AVAILABLE**

Terms and conditions apply



Find us on Twitter

www.twitter.com/catnicuk



CAVITY WALL LINTELS

100-115mm Inner Leaf

50-65mm Cavity Wall



(mm)	CG50/100	CH50/100	CX50/100
750	-	-	-
900	90.81	103.39	<i>152.61</i>
1050	-	<i>119.09</i>	<i>178.91</i>
1200	117.68	133.99	<i>202.73</i>
1350	-	<i>153.17</i>	<i>229.67</i>
1500	152.08	182.78	<i>251.44</i>
1650	-	<i>221.73</i>	<i>278.22</i>
1800	189.04	247.46	<i>292.45</i>
1950	-	<i>284.46</i>	<i>328.08</i>
2100	217.07	324.35	<i>351.80</i>
2250	-	<i>341.44</i>	<i>396.51</i>
2400	266.07	402.69	<i>417.95</i>
2550	-	-	<i>434.43</i>
2700	302.00	-	<i>489.82</i>
2850	-	-	<i>536.51</i>
3000	418.10	-	<i>566.25</i>
3300	466.72	-	<i>652.27</i>
3600	512.14	-	<i>710.25</i>
3900	-	-	<i>817.67</i>
4200	-	-	<i>907.67</i>
4575	-	-	<i>1017.85</i>
4800	-	-	<i>1066.76</i>

70-85mm Cavity Wall



(mm)	CG70/100	CH70/100	CX70/100
750	-	-	-
900	88.07	103.40	153.21
1050	-	121.15	<i>188.23</i>
1200	117.52	137.54	212.89
1350	-	156.25	<i>232.39</i>
1500	146.79	197.26	254.46
1650	-	239.45	<i>281.74</i>
1800	183.75	259.74	<i>296.05</i>
1950	-	290.23	<i>334.58</i>
2100	210.15	325.72	345.38
2250	-	351.11	<i>403.86</i>
2400	249.13	405.36	466.38
2550	-	-	<i>496.74</i>
2700	287.53	-	531.97
2850	-	-	<i>560.15</i>
3000	409.15	-	591.49
3300	454.03	-	689.59
3600	495.20	-	753.69
3900	-	-	<i>838.05</i>
4200	-	-	<i>936.82</i>
4575	-	-	<i>1022.58</i>
4800	-	-	<i>1084.99</i>

90-105mm Cavity Wall



(mm)	CG90/100	CH90/100	CX90/100
750	78.19	-	-
900	91.59	125.14	166.23
1050	104.72	146.76	192.40
1200	122.11	167.75	218.21
1350	137.43	188.63	244.18
1500	152.67	216.60	270.16
1650	168.24	244.43	292.33
1800	183.75	266.06	321.42
1950	206.73	294.74	361.94
2100	218.56	329.92	387.80
2250	248.24	384.41	416.90
2400	263.53	412.03	465.77
2550	289.52	-	<i>540.27</i>
2700	315.56	-	<i>572.51</i>
2850	378.25	-	<i>603.23</i>
3000	410.52	-	<i>646.49</i>
3300	465.31	-	<i>740.90</i>
3600	510.64	-	<i>808.32</i>
3900	-	-	<i>901.47</i>
4200	-	-	<i>1033.66</i>
4575	-	-	<i>1159.77</i>
4800	-	-	<i>1237.10</i>

Please note: Prices shown in *italics* are non-stocked products and are available in 6 working days.

CAVITY WALL LINTELS

100-115mm Inner Leaf

110-125mm Cavity Wall



(mm)	CG110/100	CH110/100	CX110/100
750	90.05	-	-
900	108.02	169.27	200.47
1050	126.03	197.46	233.87
1200	144.05	225.67	267.28
1350	162.04	253.88	300.37
1500	180.03	282.09	334.10
1650	247.54	310.27	367.50
1800	270.08	338.50	400.89
1950	308.08	438.24	434.31
2100	331.79	471.96	467.72
2250	501.84	505.64	501.13
2400	535.31	539.37	601.34
2550	568.76	-	638.93
2700	602.23	-	676.51
2850	635.66	-	714.10
3000	668.00	-	751.67
3300	736.04	-	895.51
3600	802.96	-	1004.34
3900	-	-	1146.49
4200	-	-	1249.43
4575	-	-	1362.85
4800	-	-	1426.89

130-145mm Cavity Wall



(mm)	CG130/100	CH130/100	CX130/100
750	117.52	-	-
900	141.02	173.38	206.26
1050	164.51	202.30	240.62
1200	188.01	231.16	275.00
1350	211.50	260.07	309.38
1500	235.02	288.96	343.75
1650	258.50	317.85	378.13
1800	281.99	346.73	412.50
1950	321.04	450.17	446.86
2100	345.73	484.78	481.23
2250	516.78	519.41	580.06
2400	551.24	554.03	618.71
2550	585.69	-	657.38
2700	620.13	-	696.08
2850	654.61	-	734.74
3000	689.04	-	773.40
3300	757.94	-	1022.81
3600	826.85	-	1115.77
3900	-	-	1208.74
4200	-	-	1301.72
4575	-	-	1417.95
4800	-	-	1487.69

150-165mm Cavity Wall



(mm)	CG150/100	CH150/100	CX150/100
750	122.50	-	-
900	146.99	180.28	210.88
1050	171.49	210.30	246.04
1200	195.97	240.34	281.18
1350	220.47	270.39	316.34
1500	244.96	300.44	351.46
1650	269.46	330.46	386.62
1800	293.97	360.51	421.76
1950	328.79	465.06	456.92
2100	354.10	500.84	492.04
2250	528.74	536.60	593.08
2400	563.98	572.38	632.62
2550	599.22	-	672.16
2700	634.49	-	711.70
2850	669.72	-	751.23
3000	704.97	-	790.77
3300	775.45	-	1046.70
3600	845.96	-	1141.84
3900	-	-	1236.99
4200	-	-	1332.15
4575	-	-	1451.08
4800	-	-	1522.45

140-150mm Wide Outer Leaf Closed Eaves

Cavity 50mm 75mm 100mm



(mm)	CN42C	CN99/124C	CN99/1644C
750	119.01	119.01	119.01
900	142.01	142.01	142.01
1050	166.55	166.55	166.55
1200	190.17	190.17	190.17
1350	213.37	213.37	213.37
1500	236.79	236.79	236.79
1650	261.54	261.54	261.54
1800	285.38	285.38	285.38
1950	314.12	314.12	314.12
2100	331.49	331.49	331.49
2250	440.05	440.05	440.05
2400	474.06	474.06	474.06
2550	503.73	503.73	503.73
2700	533.28	533.28	533.28
2850	563.04	563.04	563.04
3000	592.80	592.80	592.80
3300	651.85	651.85	651.85
3600	720.70	720.70	720.70
3900	943.12	943.12	943.12
4200	1015.41	1015.41	1015.41
4575	-	-	-
4800	-	-	-

Cavity 50-85mm 90-125mm



(mm)	CGE50/100	CGE90/100
750	-	52.90
900	60.22	63.93
1050	-	77.24
1200	78.53	84.81
1350	-	95.44
1500	100.38	107.63
1650	-	119.69
1800	136.33	147.16
1950	-	-
2100	165.83	172.49
2250	-	-
2400	223.85	245.70
2550	-	-
2700	251.32	276.25
2850	-	-
3000	-	-
3300	-	-
3600	-	-
3900	-	-
4200	-	-
4575	-	-
4800	-	-

Extreme Loads

50mm 70mm



CXL240	CXL265
518.76	562.32

90mm 110mm



CXL290	CXL310
649.50	734.60

130mm 150mm



CXL330	CXL350
757.67	780.76

Price £/metre.

Product available in 6-10 working days.

CAVITY WALL LINTELS

125-140mm Wide Inner Leaf

50-65mm Cavity Wall



(mm)	CG50/125	CH50/125	CX50/125
750	-	-	-
900	-	118.79	165.07
1050	-	152.67	192.58
1200	117.52	166.79	221.66
1350	-	191.52	247.59
1500	151.01	221.27	275.10
1650	-	248.95	294.83
1800	187.55	274.63	317.57
1950	-	325.47	343.85
2100	216.51	350.98	383.55
2250	-	379.27	436.36
2400	263.96	404.63	480.72
2550	-	-	535.67
2700	302.00	-	598.88
2850	-	-	660.00
3000	417.14	-	730.97
3300	-	-	804.20
3600	-	-	877.28
3900	-	-	949.71
4200	-	-	1054.98
4575	-	-	1130.85
4800	-	-	1205.88

70-85mm Cavity Wall



(mm)	CG70/125	CH70/125	CX70/125
750	-	-	-
900	-	154.37	168.86
1050	-	180.63	207.89
1200	147.35	211.78	226.88
1350	-	253.57	266.18
1500	185.45	281.97	287.42
1650	-	318.91	331.95
1800	254.51	348.15	355.81
1950	-	408.38	413.20
2100	299.69	438.48	452.58
2250	-	474.11	520.69
2400	413.75	524.19	564.06
2550	-	-	599.29
2700	485.80	-	634.53
2850	-	-	702.12
3000	676.42	-	756.84
3300	-	-	833.55
3600	-	-	936.19
3900	-	-	1004.26
4200	-	-	1101.40
4575	-	-	1186.55
4800	-	-	1253.94

90-105mm Cavity Wall



(mm)	CG90/125	CH90/125	CX90/125
750	-	-	-
900	125.31	180.63	186.20
1050	-	213.44	231.54
1200	164.55	235.33	256.86
1350	-	272.78	292.50
1500	205.18	298.44	356.52
1650	-	420.30	420.66
1800	259.60	453.29	458.93
1950	-	490.70	497.17
2100	307.66	533.62	545.27
2250	-	573.64	584.26
2400	434.58	611.89	623.18
2550	-	-	662.13
2700	502.87	-	710.72
2850	-	-	742.26
3000	723.25	-	807.59
3300	-	-	900.19
3600	-	-	1002.62
3900	-	-	1069.63
4200	-	-	1146.57
4575	-	-	1244.40
4800	-	-	1304.34

125-140mm Wide Inner Leaf

110-125mm Cavity Wall



(mm)	CG110/125	CH110/125	CX110/125
750	106.21	-	-
900	127.46	180.89	208.57
1050	148.69	211.03	243.33
1200	169.94	241.19	278.07
1350	191.18	271.33	312.84
1500	212.42	301.48	405.52
1650	241.46	430.13	446.07
1800	267.71	469.24	486.60
1950	311.64	508.32	527.17
2100	371.24	547.43	567.71
2250	483.76	586.55	608.26
2400	544.60	625.64	753.08
2550	578.66	-	800.14
2700	612.68	-	847.22
2850	646.72	-	894.29
3000	680.76	-	941.36
3300	-	-	1067.45
3600	-	-	1164.50
3900	-	-	1261.54
4200	-	-	1358.57
4575	-	-	1479.87
4800	-	-	1552.66

130-145mm Cavity Wall



(mm)	CG130/125	CH130/125	CX130/125
750	155.75	-	-
900	159.30	213.39	289.83
1050	184.91	248.94	338.15
1200	210.53	284.50	386.45
1350	235.11	320.05	434.75
1500	259.70	355.63	483.04
1650	288.73	391.19	531.31
1800	317.76	426.76	579.64
1950	350.82	540.83	627.94
2100	415.53	582.46	676.25
2250	528.05	624.05	724.53
2400	563.33	665.65	772.84
2550	643.20	-	821.13
2700	681.04	-	869.46
2850	718.86	-	917.76
3000	756.64	-	966.06
3300	-	-	1099.28
3600	-	-	1199.24
3900	-	-	1299.17
4200	-	-	1399.10
4575	-	-	1524.05
4800	-	-	1598.98










150-165mm Cavity Wall









(mm)	CG150/125	CH150/125	CX150/125
750	171.34	-	-
900	179.10	226.19	331.96
1050	208.94	263.87	387.29
1200	238.77	301.52	442.58
1350	268.61	339.23	497.90
1500	298.44	376.91	552.65
1650	328.29	414.66	608.55
1800	358.14	452.36	663.89
1950	394.29	522.02	719.18
2100	459.82	562.16	774.51
2250	572.35	602.31	829.76
2400	603.71	642.47	885.15
2550	616.31	-	940.49
2700	719.79	-	995.75
2850	752.35	-	1047.86
3000	784.88	-	1103.56
3300	-	-	1259.02
3600	-	-	1373.51
3900	-	-	1487.95
4200	-	-	1602.40
4575	-	-	1745.50
4800	-	-	1831.34

Please note: Prices shown in *italics* are non-stocked products and are available in 6 working days.




INTERNAL SOLID WALLS

Cavity	75mm			100mm			140mm		
									
(mm)	CN92	CN102	CN100	BSD100	BHD100	BXD100	BSD140	BHD140	BXD140
750	-	-	-	73.10	<i>84.65</i>	<i>130.04</i>	-	-	-
900	-	-	-	80.22	<i>92.89</i>	<i>156.07</i>	-	-	-
1050	15.88	20.09	49.04	87.96	<i>101.85</i>	<i>182.06</i>	95.13	<i>107.02</i>	<i>191.57</i>
1200	17.97	22.17	60.93	90.23	104.48	212.07	108.72	122.31	218.93
1350	-	-	-	95.74	110.85	231.97	122.31	137.59	246.30
1500	-	-	-	101.37	119.85	253.28	135.89	152.88	273.66
1650	-	-	-	128.38	258.50	<i>337.96</i>	149.49	<i>291.70</i>	<i>353.98</i>
1800	-	-	-	140.43	277.24	<i>368.69</i>	163.07	318.21	386.16
1950	-	-	-	152.83	288.04	<i>399.41</i>	176.67	<i>344.73</i>	<i>418.33</i>
2100	-	-	-	160.51	310.20	430.13	190.25	371.24	450.51
2250	-	-	-	190.03	<i>313.41</i>	<i>436.98</i>	210.56	<i>397.77</i>	<i>482.70</i>
2400	-	-	-	202.77	334.26	<i>472.11</i>	224.75	<i>424.27</i>	<i>514.87</i>
2550	-	-	-	219.61	<i>355.13</i>	<i>473.82</i>	238.85	<i>450.80</i>	<i>547.05</i>
2700	-	-	-	232.28	376.03	479.88	253.21	<i>477.31</i>	<i>579.22</i>
2850	-	-	-	382.93	<i>483.64</i>	-	503.83	<i>554.03</i>	-
3000	-	-	-	403.20	501.13	-	530.34	583.18	-
3300	-	-	-	445.16	560.00	-	583.38	<i>641.50</i>	-
3600	-	-	-	486.96	610.91	-	636.41	<i>699.82</i>	-
3900	-	-	-	652.98	<i>1142.25</i>	-	758.14	<i>1281.76</i>	-
4200	-	-	-	703.21	<i>1230.12</i>	-	816.46	<i>1380.34</i>	-
4575	-	-	-	765.99	<i>1337.67</i>	-	889.35	<i>1503.64</i>	-
4800	-	-	-	788.56	<i>1405.83</i>	-	933.09	<i>1577.58</i>	-

EXTERNAL SOLID WALLS




	Exterior Solid Wall: 200 and 215mm			Fairface brick: 215mm		
						
(mm)	CN71A	CN71C	CN81B	CN81C	CN50C	CN51C
750	-	-	-	-	-	-
900	115.53	<i>192.71</i>	-	-	115.53	-
1050	134.56	<i>224.82</i>	-	-	-	-
1200	149.19	256.92	-	-	149.19	-
1350	172.60	<i>289.01</i>	-	-	172.60	-
1500	195.40	321.16	-	-	195.40	-
1650	215.62	<i>353.24</i>	-	-	-	-
1800	235.87	<i>385.36</i>	-	-	235.87	-
1950	242.97	<i>417.48</i>	-	-	-	-
2100	274.85	-	<i>460.51</i>	<i>572.44</i>	-	274.85
2250	321.86	-	<i>467.76</i>	<i>613.28</i>	-	321.86
2400	342.29	-	<i>498.86</i>	<i>628.23</i>	-	342.29
2550	353.80	-	530.08	<i>649.92</i>	-	-
2700	374.49	-	550.99	667.17	-	374.49
2850	-	-	561.99	721.19	-	-
3000	-	-	576.61	758.19	-	-
3300	-	-	602.43	784.64	-	-
3600	-	-	680.24	852.00	-	-
3900	-	-	-	919.61	-	-
4200	-	-	-	975.83	-	-
4575	-	-	-	1022.90	-	-
4800	-	-	-	1090.28	-	-

SINGLE LEAF

	102mm Exterior Wall		
			
(mm)	MBA	ANG	CCS
750	32.89	-	52.48
900	-	52.64	62.54
1050	-	61.40	73.40
1200	-	70.04	83.59
1350	59.08	78.82	94.35
1500	-	87.64	104.70
1650	-	108.43	115.06
1800	-	118.24	125.60
1950	-	127.97	172.30
2100	-	139.44	185.53
2250	-	181.02	198.80
2400	-	192.80	212.05
2550	-	279.99	300.38
2700	-	296.51	318.06
2850	-	326.15	335.72
3000	-	358.78	353.38
3300	-	500.24	621.85
3600	-	545.73	678.40
3900	-	591.20	734.92
4200	-	-	791.45
4575	-	-	862.10
4800	-	-	904.52

Please note: Prices shown in *italics* are non-stocked products and are available in 6 working days.

TIMBER FRAME

Cavity	50-60mm	70-80mm	90-100mm
			
(mm)	CTF5	CTF7	CTF9
750	32.35	33.92	40.13
900	38.61	40.70	47.39
1050	45.29	47.44	55.62
1200	51.74	54.20	63.67
1350	60.86	76.88	72.17
1500	66.64	85.43	82.79
1650	82.49	101.90	100.85
1800	90.08	111.17	112.96
1950	101.46	120.43	127.79
2100	111.24	129.70	137.65
2250	136.00	138.98	156.56
2400	149.19	148.23	182.35
2550	162.08	227.70	209.72
2700	173.23	241.15	222.35
2850	228.48	254.51	279.64
3000	240.57	267.90	294.39
3300	267.55	317.53	422.56
3600	400.15	346.38	461.00
3900	433.61	410.70	568.82
4200	467.01	442.33	612.57
4575	500.26	481.78	667.26
4800	525.89	505.49	700.09

Heavy duty CTF's are available on request. All timber frame lintels must be fixed using restraint clips which are supplied free of charge.

ARCH LINTELS



Standard Semi-circular Arch Lintels

CCA600	CCA630	CCA900	CCA915	CCA1200
342.05	354.46	466.74	473.18	593.50
CCB600	CCB630	CCB900	CCB915	CCB1200
364.03	377.30	496.92	503.81	632.13

Product available in 5 working days.



Arch Centres

Code	Lintel	Structural Opening (mm)	Rise £/each (mm)	£/each (mm)
ACA0475	475	450-500	75	60.76
ACA0625	625	600-650	75	68.29
ACA0675	675	650-700	75	74.23
ACA0875	875	850-900	75	79.87
ACA0925	925	900-950	75	82.48
ACA1075	1075	1050-1100	75	88.81
ACA1225	1225	1200-1250	75	95.40
ACA1375	1375	1350-1400	75	103.36
ACA1475	1475	1450-1500	75	111.85
ACA1625	1625	1600-1650	75	120.75
ACA1775	1775	1750-1800	75	130.21
ACB2125	2125	2100-2150	150	201.12
ACB2325	2325	2300-2350	150	221.68
ACB2425	2425	2400-2450	150	221.68

ACA0875 is made to order and available in 10-15 working days.

Supplied in white. Made under licence. British Patent No. 2063953.
Note: ACA = 75mm rise, ACB = 150mm rise.

SPECIAL LINTELS

A range of exciting shapes for unique designs and feature brickwork to inspire today's architects and builders.

Prices available on application. All made to order lintels are available in 10 working days from receipt of order and approved drawing.

Examples



Parabolic Arch Lintel



Bull's Eye Lintel



Curved On Plan Lintel

STAINLESS STEEL LINTELS

All galvanised steel lintel products shown in the current lintel brochure are available in stainless steel. Special lintels are also available in stainless steel. **Prices available on application.**

STEELWORK

Universal Beams, Universal Channels and Parallel Flange Channels available for when loading conditions exceed our standard range of lintel. **Prices available on application.**

JULIET BALCONIES

A standard range of Juliet Balconies are available from Catnic. Juliet Balconies are commonly used to provide a safety barrier in front of French windows. **Prices available on application.**

ACCESSORIES


Weep Vents†: 50 per box

Terracotta	Grey	Beige
40.01	40.01	40.01



PVC-U Soffit Cladding†: Price per metre

FC White	FC Brown	RC White
9.96	9.96	10.16



Stop Ends†: 50 per box

C90	CL3
79.34	79.34



External Plaster Key

PKS87
93.11 per pack - 10 x 1.2m



† These products are excluded from our BS ISO 9001 registration as they are not manufactured on Catnic premises.

www.catnic.com

Catnic Conditions of Sale can be downloaded from www.catnic.com

This price list supersedes all previous lists. All prices are for normal UK delivery, £ Sterling and exclusive of VAT. Catnic reserves the right to revise prices and product specifications described herein without prior notice.

Care has been taken to ensure that the contents of this publication are accurate, but Tata Steel Europe Limited and its subsidiaries do not accept responsibility or liability for errors or information that is found to be misleading.

© Copyright 2017 Tata Steel UK Limited.

Catnic
Pontypandy Industrial Estate
Caerphilly
CF83 3GL
T: 029 2033 7900
F: 029 2086 7796
www.catnic.com

English version



BS EN ISO 9001 : 2008
EMS 555046



EMS 555046



Certificate No. 91/2638



BS 5977
KM 07234

CLPL:3000:UK:01/2017